









Style	Surface Mount PTC Fuse	Surface Mount PTC Fuse	Surface Mount PTC Fuse	Surface Mount PTC Fuse
Dimensions	3.2 x 1.6 mm	4.6 x 3.2 mm	5.1 x 4.6 mm	
Product picture				
Type	PFNF	PFMF	PFDF	PFSM
V max [VDC]	6.0 - 30.0 VDC	13.2 - 60.0 VDC	60.0 VDC	6.0 - 60.0 VDC
I max [A]	10 - 100 A	10 - 100 A	10 A	40 - 100 A
I hold [A]	0.12 - 1.5 A	0.1 - 0.75 A	0.55 A	0.3 - 2.6 A
Comment	1206 footprint	1812 footprint	2018 footprint	2029 and 3425 footprint
Operating Temperature	-40 °C to 85 °C	-40 °C to 85 °C	-40 °C to 85 °C	-40 °C to 85 °C
Approvals				
Catalogue page	xxx	xxx	xxx	xxx

Style	Surface Mount PTC Fuse	Radial leaded PTC fuse	Radial leaded PTC fuse
Dimensions			
Product picture			
Type	PFHT	PFRA	PFRX
V max [VDC]	16.0 VDC	16.0 - 60.0 VDC	60.0 VDC
I max [A]	100 A	40 - 100 A	40 A
I hold [A]	1.36 - 1.6 A	0.05 - 11 A	1.1 - 3.75 A
Comment	2029 and 3425 footprint		
Operating Temperature	-40 °C to 125 °C	-40 °C to 85 °C	-40 °C to 85 °C
Approvals			
Catalogue page	xxx	xxx	xxx

PFRA



16.0 - 60.0 VDC · 0.05 - 11 A



Approvals

- UL File Number: E172175

Applications

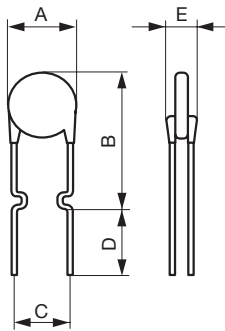
- Computer & peripherals
- General electronics
- Automotive applications

Technical Data

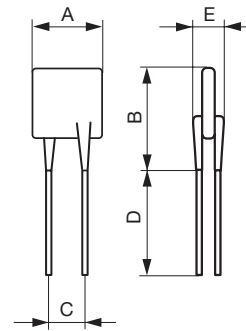
V max [VDC]	16.0 - 60.0 VDC
I max [A]	40 - 100 A
I hold [A]	0.05 - 11 A
Fastening	PCB,THT
Allowable operation temp.	-40 °C to 85 °C
Material: Terminals	see variants
Weight	60 g
Stock Conditions	0 °C to 40 °C, max. 70% r.h.
Product Marking	type, Current Rating

Soldering Methods	Wave
Solderability	235 °C / 2 sec
Resistance to Soldering Heat	260 °C / 10 sec
Passing Aging	+85 °C, 1000 Hours -> +/- 5% Typical Resistance Change
Humidity Aging	+85 °C, 85% r.h., 1000 Hours -> +/- 5% Typical Resistance Change
Thermal Shock	MIL-STD-202F, Method 107G (+125 °C to -55 °C, 10 Cycles) -> +/- 15% Typical Resistance Change
Vibration	MIL-STD-883C, Method 2007.1, Test Condition A
Resistance to Solvents	MIL-STD-202, Methode 215
Flammability	UL 94V-0

Dimensions

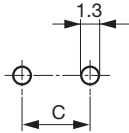


PFRA.010 - PFRA.185



PRFA.250 - PFRA.1100

PFRA



Drilling holes

Dimensions

Order Number	A max [mm]	B max [mm]	C min [mm]	C max [mm]	D min [mm]	E max [mm]	Ø Lead [mm]	Terminals
PFRA.010	7.4	12.7	4.4	5.8	7.6	3.1	0.51	Tin-Plated NiCu
PFRA.017	7.4	12.7	4.4	5.8	7.6	3.1	0.51	Tin-Plated CuFe
PFRA.020	7.4	12.7	4.4	5.8	7.6	3.1	0.51	Tin-Plated CuFe
PFRA.025	7.4	12.7	4.4	5.8	7.6	3.1	0.51	Tin-Plated CuFe
PFRA.030	7.4	13.4	4.4	5.8	7.6	3.1	0.51	Tin-Plated CuFe
PFRA.040	7.4	13.7	4.4	5.8	7.6	3.1	0.51	Tin-Plated CuFe
PFRA.050	7.9	13.7	4.4	5.8	7.6	3.1	0.51	see variants
PFRA.065	9.7	15.2	4.4	5.8	7.6	3.1	0.51	see variants
PFRA.075	10.4	16	4.4	5.8	7.6	3.1	0.51	see variants
PFRA.090	11.7	16.7	4.4	5.8	7.6	3.1	0.51	see variants
PFRA.110	8.9	14	4.4	5.8	7.6	3	0.51	see variants
PFRA.135	8.9	18.9	4.4	5.8	7.6	3	0.51	see variants
PFRA.160	10.2	16.8	4.4	5.8	7.6	3	0.51	see variants
PFRA.185	12	18.4	4.4	5.8	7.6	3	0.51	see variants
PFRA.250	12	18.3	4.4	5.8	7.6	3	0.81	see variants
PFRA.300	12	18.3	4.4	5.8	7.6	3	0.81	see variants
PFRA.400	14.4	24.8	4.4	5.8	7.6	3	0.81	see variants
PFRA.500	17.4	24.9	9.5	10.9	7.6	3	0.81	see variants
PFRA.600	19.3	31.9	9.5	10.9	7.6	3	0.81	see variants
PFRA.700	22.1	29.8	9.5	10.9	7.6	3	0.81	see variants
PFRA.800	24.2	32.9	9.5	10.9	7.6	3	0.81	see variants
PFRA.900	24.2	32.9	9.5	10.9	7.6	3	0.81	see variants
PFRA.1100	24.2	32.9	9.5	10.9	7.6	3	0.81	see variants

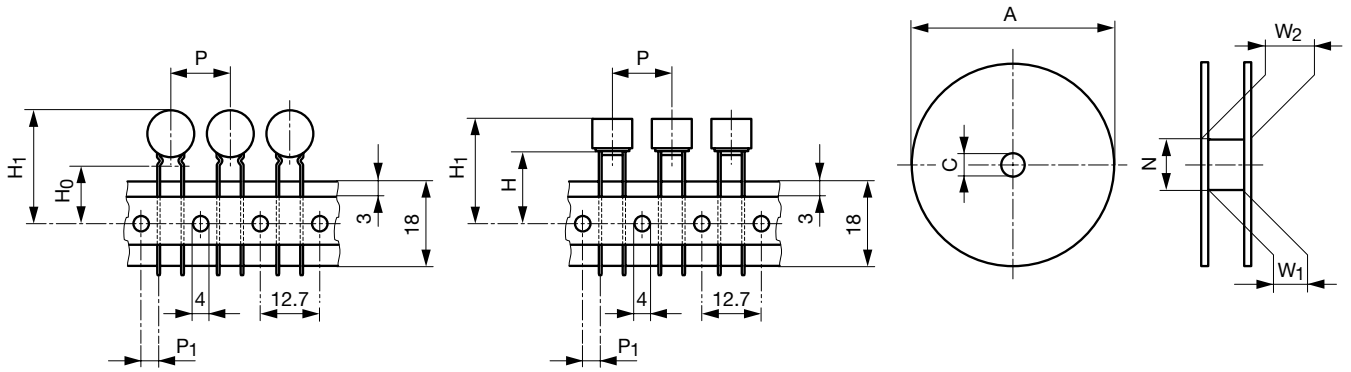
PFRA

Thermal Derating Chart Ihold / Itrip [A]

Order Number	-40 °C	-20 °C	0 °C	23 °C	40 °C	50 °C	60 °C	70 °C	85 °C
PFRA.010	0.16 / 0.32	0.14 / 0.28	0.12 / 0.24	0.1 / 0.2	0.08 / 0.16	0.07 / 0.14	0.06 / 0.12	0.05 / 0.1	0.04 / 0.08
PFRA.017	0.26 / 0.52	0.23 / 0.46	0.2 / 0.4	0.17 / 0.34	0.14 / 0.28	0.12 / 0.24	0.11 / 0.22	0.09 / 0.18	0.07 / 0.14
PFRA.020	0.31 / 0.62	0.27 / 0.54	0.24 / 0.48	0.2 / 0.4	0.16 / 0.32	0.14 / 0.28	0.13 / 0.26	0.11 / 0.22	0.08 / 0.16
PFRA.025	0.39 / 0.78	0.34 / 0.68	0.3 / 0.6	0.25 / 0.5	0.2 / 0.4	0.18 / 0.36	0.16 / 0.32	0.14 / 0.28	0.1 / 0.2
PFRA.030	0.47 / 0.94	0.41 / 0.82	0.36 / 0.72	0.3 / 0.6	0.24 / 0.48	0.22 / 0.44	0.19 / 0.38	0.16 / 0.32	0.12 / 0.24
PFRA.040	0.62 / 1.24	0.54 / 1.08	0.48 / 0.96	0.4 / 0.8	0.32 / 0.64	0.29 / 0.58	0.25 / 0.5	0.22 / 0.44	0.16 / 0.32
PFRA.050	0.78 / 1.56	0.68 / 1.36	0.6 / 1.2	0.5 / 1	0.41 / 0.82	0.36 / 0.72	0.32 / 0.64	0.27 / 0.54	0.2 / 0.4
PFRA.065	1.01 / 2.02	0.88 / 1.76	0.77 / 1.54	0.65 / 1.3	0.53 / 1.06	0.47 / 0.94	0.41 / 0.82	0.35 / 0.7	0.26 / 0.52
PFRA.075	1.16 / 2.32	1.02 / 2.04	0.89 / 1.78	0.75 / 1.5	0.61 / 1.22	0.54 / 1.08	0.47 / 0.94	0.41 / 0.82	0.3 / 0.6
PFRA.090	1.4 / 2.8	1.22 / 2.44	1.07 / 2.14	0.9 / 1.8	0.73 / 1.46	0.65 / 1.3	0.57 / 1.14	0.49 / 0.98	0.36 / 0.72
PFRA.110	1.6 / 3.2	1.43 / 2.86	1.27 / 2.54	1.2 / 2.2	0.91 / 1.82	0.85 / 1.7	0.75 / 1.5	0.67 / 1.34	0.57 / 1.14
PFRA.135	1.96 / 3.92	1.76 / 3.52	1.55 / 3.1	1.35 / 2.7	1.12 / 2.24	1.04 / 2.08	0.92 / 1.84	0.82 / 1.64	0.7 / 1.4
PFRA.160	2.32 / 4.64	2.08 / 4.16	1.84 / 3.68	1.6 / 3.2	1.33 / 2.66	1.32 / 2.46	1.09 / 2.18	0.98 / 1.96	0.83 / 1.66
PFRA.185	2.68 / 5.36	2.41 / 4.82	2.13 / 4.26	1.85 / 3.7	1.54 / 3.08	1.42 / 2.84	1.26 / 2.52	1.13 / 2.26	0.96 / 1.92
PFRA.250	3.63 / 7.26	3.25 / 6.5	2.88 / 5.76	2.5 / 5	2.08 / 4.16	1.93 / 3.86	1.7 / 3.4	1.53 / 3.06	1.3 / 2.6
PFRA.300	4.35 / 8.7	3.9 / 7.8	3.45 / 6.9	3 / 6	2.49 / 4.98	2.31 / 4.62	2.04 / 4.08	1.83 / 3.66	1.56 / 3.12
PFRA.400	5.8 / 11.6	5.2 / 10.4	4.6 / 9.2	4 / 8	3.32 / 6.64	3.08 / 6.16	2.72 / 5.44	2.44 / 4.88	2.08 / 4.16
PFRA.500	7.25 / 14.5	6.5 / 13	5.75 / 11.5	5 / 10	4.15 / 8.3	3.85 / 7.7	3.4 / 6.8	3.05 / 6.1	2.6 / 5.2
PFRA.600	8.7 / 17.4	7.8 / 15.6	6.9 / 13.8	6 / 12	4.98 / 9.96	4.62 / 9.24	4.08 / 8.16	3.66 / 7.32	3.12 / 6.24
PFRA.700	10.1 / 20.3	9.1 / 18.2	8.05 / 16.1	7 / 14	5.81 / 11.6	5.39 / 10.7	4.76 / 9.52	4.27 / 9.44	3.64 / 7.28
PFRA.800	11.6 / 23.2	10.4 / 20.8	9.2 / 18.4	8 / 16	6.64 / 13.2	6.16 / 12.3	5.44 / 10.8	4.88 / 9.76	4.16 / 8.32
PFRA.900	13 / 26.1	11.7 / 23.4	10.3 / 20.7	9 / 18	7.47 / 14.9	6.93 / 12.7	6.12 / 12.2	5.49 / 10.9	4.68 / 9.36
PFRA.1100	16.1 / 32	14.6 / 29.2	13.1 / 26.2	11 / 22	9.4 / 18.4	8.8 / 17.6	7.8 / 15.6	6.9 / 13.8	5.2 / 10.4

Electrical Characteristics

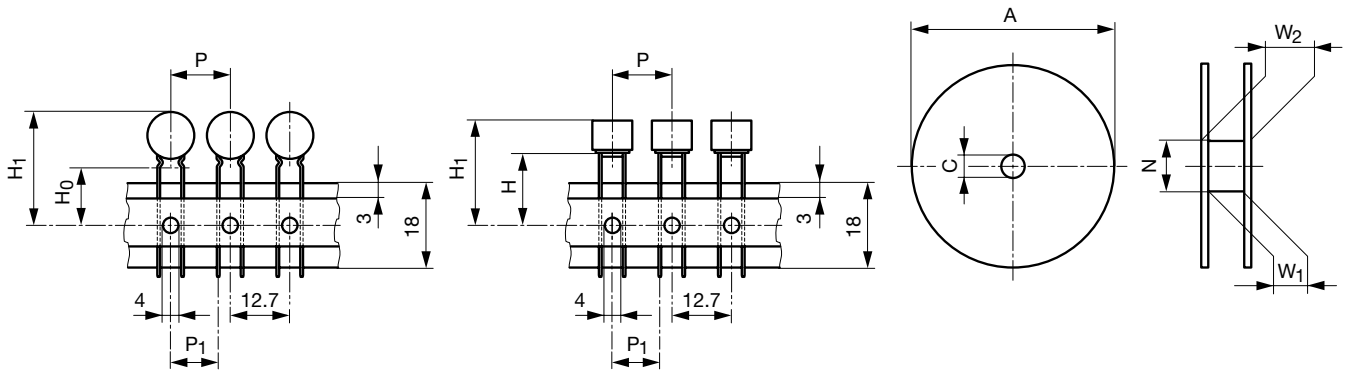
Order Number	V max [VDC]	I max [A]	I hold [A]	I trip [A]	R initial min [mΩ]	R initial max [mΩ]	R 1hour max [Ω]	Max Time to trip [A]	Max Time to Trip [s]	Tripped Power Dissipation [W]
PFRA.010	60.0	40	0.1	0.2	2.5	4.5	7.5	0.5	4	0.38
PFRA.017	60.0	40	0.17	0.34	2	3.2	8	0.85	3	0.48
PFRA.020	60.0	40	0.2	0.4	1.5	2.84	4.4	1	2.2	0.40
PFRA.025	60.0	40	0.25	0.5	1	1.95	3	1.25	2.5	0.45
PFRA.030	60.0	40	0.3	0.6	0.76	1.36	2.1	1.5	3	0.50
PFRA.040	60.0	40	0.4	0.8	0.52	0.86	1.29	2	3.8	0.55
PFRA.050	60.0	40	0.5	1	0.41	0.77	1.17	2.5	4	0.75
PFRA.065	60.0	40	0.65	1.3	0.27	0.48	0.72	3.25	5.3	0.90
PFRA.075	60.0	40	0.75	1.5	0.18	0.4	0.6	3.75	6.3	0.90
PFRA.090	60.0	40	0.9	1.8	0.14	0.31	0.47	4.5	7.2	1.00
PFRA.110	30.0	40		2.2	0.1	0.18	0.27	5.5	6.6	0.70
PFRA.135	30.0	40	1.35	2.7	0.065	0.115	0.17	6.75	7.3	0.80
PFRA.160	30.0	40	1.6	3.2	0.055	0.105	0.15	8	8	0.90
PFRA.185	30.0	40	1.85	3.7	0.04	0.07	0.11	9.25	8.7	1.00
PFRA.250	30.0	40	2.5	5	0.025	0.048	0.07	12.5	10.3	1.20
PFRA.300	30.0	40	3	6	0.02	0.05	0.08	15	10.8	2.00
PFRA.400	30.0	40	4	8	0.01	0.03	0.05	20	12.7	2.50
PFRA.500	30.0	40	5	10	0.01	0.03	0.05	25	14.5	3.00
PFRA.600	30.0	40	6	12	0.005	0.02	0.04	30	16	3.50
PFRA.700	30.0	40	7	14	0.005	0.02	0.03	35	17.5	3.80
PFRA.800	30.0	40	8	16	0.005	0.02	0.03	40	18.8	4.00
PFRA.900	30.0	40	9	18	0.005	0.01	0.02	45	20	4.20
PFRA.1100	16.0	100	11	22	0.003	0.01	0.01	40	20	4.50



Tape and Reel Dimensions

according to IEC 60286-2

Type mm	P [mm]	P1 [mm]	H1 [mm]	H0 [mm]	H [mm]	N [mm]	W1 [mm]	W2 [mm]	C [mm]	A 750 Pcs.	A 1000 Pcs.	A 1500 Pcs.	A 3000 Pcs.
MSF 125	12.7	5.08	25.8		18	80	40	52	30.5	360 mm			
MSF 250	12.7	3.81	26.45		18	80	40	52	30.5	360 mm			
MST 250	12.7	3.81	26.45		18	80	40	52	30.5	360 mm			
MSTU 250	12.7	3.81	26.45		18	80	40	52	30.5	360 mm			
MXT 250	12.7	3.81	26.45		18	80	40	52	30.5	360 mm			
PFRA.010.2 ... 160.2	12.7	3.81	32.2	16		80							340 mm
PFRA.185.2 ... 400.2	25.4	3.81	38		18.5	80							340 mm
PFrx.110.2 ... 375.2	25.4	3.81	38		18.5	80				340 mm	340 mm		



Tape and Reel Dimensions

according to IEC 60286-2

Type	P [mm]	P1 [mm]	H1 [mm]	H0 [mm]	H [mm]	N [mm]	W1 [mm]	W2 [mm]	C [mm]	A 500 Pcs.	A 1000 Pcs.
FRT 250F	12.7	8.95	26		18	80	40	52	30.5	360 mm	360 mm
FRT 250T	12.7	8.95	26		18	80	40	52	30.5	360 mm	360 mm